

MOBILE WEB APP DEVELOPMENT

Angular + Ionic + PHP

Website

Static pages:

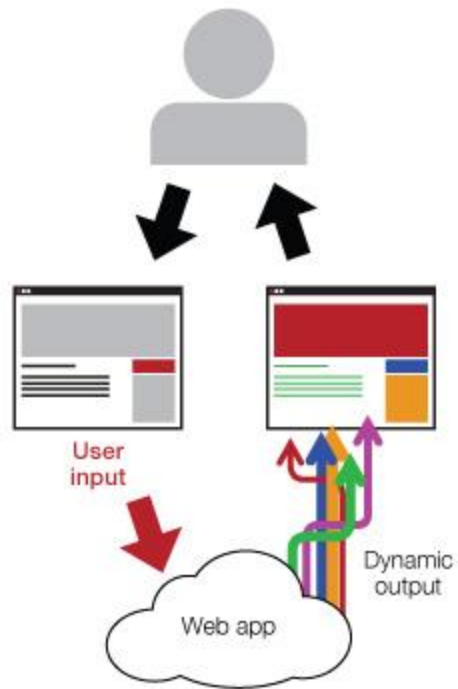
Every user sees the same information each time




Web App


Dynamic pages:

Every user sees the different information depending on their input









ionic

WHY FRAMEWORKS?

Start with boilerplate code and working examples

Easy to customize, reuse, and take apart

Visual design is already well-coordinated

Often a lot of documentation, extensions, and projects to browse

WHAT'S IN A FRAMEWORK?

A nifty file structure

Boilerplate code

Browser & device support (CSS resets, media queries)

Grid system

Themed elements (styling, animations, colors, assets)

WHAT'S IN A FRAMEWORK?

A NIFTY FILE STRUCTURE

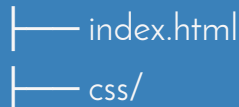
- Pre-compiled



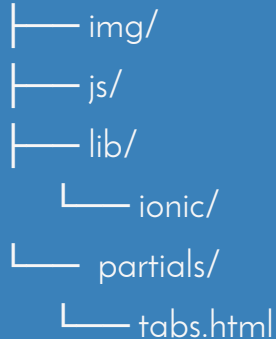
- Organized



- Contextual



- Consistent



WHAT'S IN A FRAMEWORK? BOILERPLATE CODE

- Modular
- Best practices
- Styling (CSS)
- Common elements
- Animations
- Interaction design

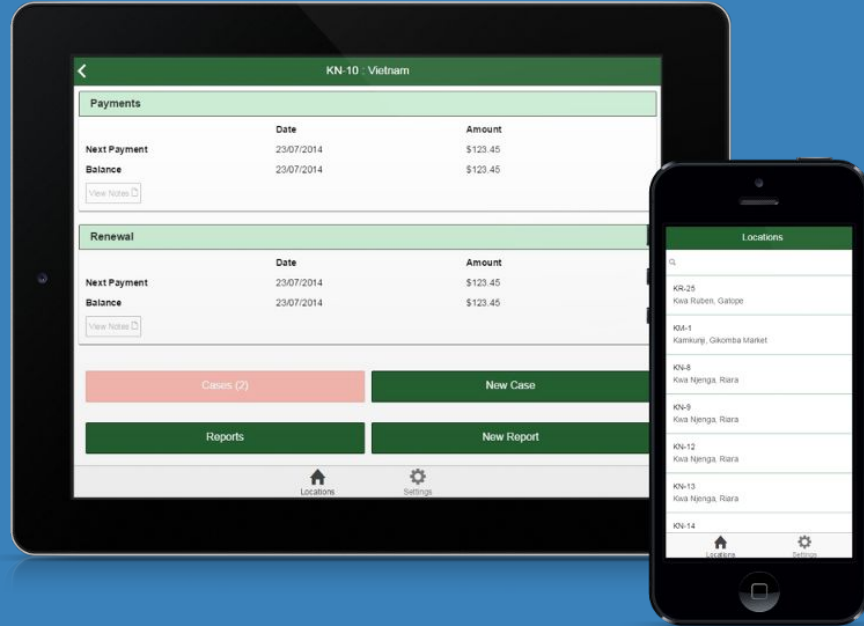
Welcome



WHAT'S IN A FRAMEWORK?

BROWSER & DEVICE SUPPORT

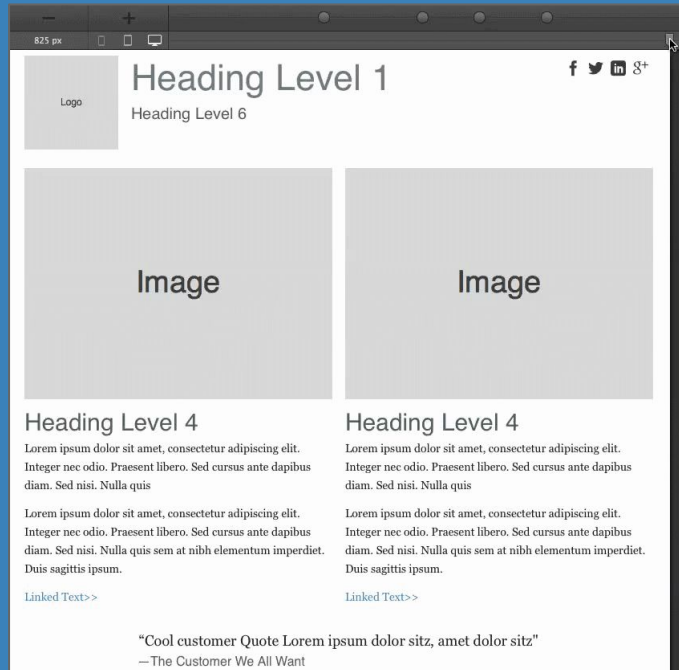
- CSS reset
- JS shims
- Mobile-first
- Responsive
- Hybrid approach



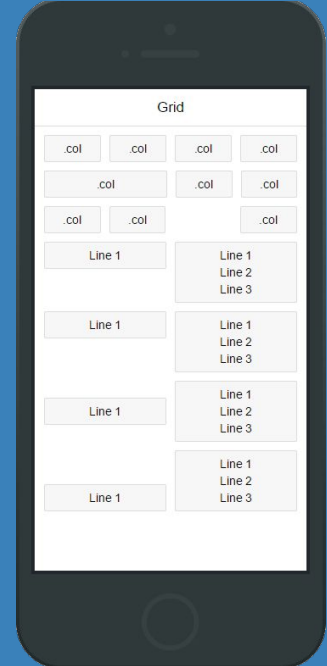
WHAT'S IN A FRAMEWORK?

GRID SYSTEMS

- Visual cues
- Content chunking
- Responsive
- Scalable/Flexible
- Many choices



[Image from coffeecup.com](#)

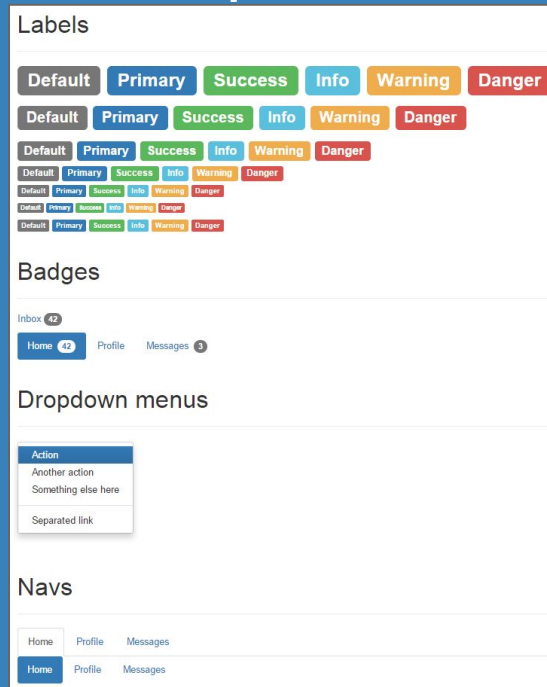


[Image from Ionic](#)

WHAT'S IN A FRAMEWORK? THEMED ELEMENTS

- Styling
- Color scheme
- Buttons & labels
- Animations
- Assets

Bootstrap



Ionic

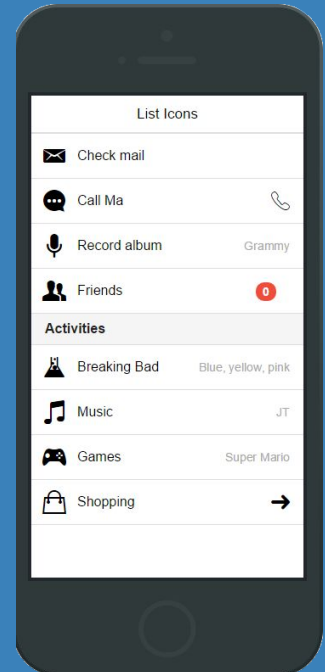


Image from Ionic

IONIC: PROS & CONS

Good for:

- Hybrid apps
- AngularJS front-end
- Designs similar to iOS 7

Bad for:

- Desktop-size websites/apps
- Ember/Backbone front-end
- Windows Phone, FirefoxOS

Examples: ionicframework.com/docs/components

WALKTHROUGH

IONIC: GETTING STARTED

1. Get Ionic

- a. Download & unzip the latest release from code.ionicframework.com
- b. Install it, follow instructions at ionicframework.com/getting-started

2. Browse boilerplate code

- 2.1. Go to codepen.io/ionic/public-titles-asc, click “Side Menu and Navigation”
- 2.2. Click “Share” button, then “Export .zip”

3. Merge boilerplate code into your Ionic project

- 3.1. Unzip Codepen export, copy contents into your project folder (myApp/www/)
- 3.2. Edit index.html, remove all instances of “//code.ionicframework.com/nightly/”
- 3.3. Open index.html in a browser

WALKTHROUGH

IONIC: CONCEPTUAL OVERVIEW

docs.angularjs.org/guide/concepts

WALKTHROUGH

IONIC: CODE WALKTHROUGH

github.gatech.edu/anelson35/ng-comments

gtjourney.gatech.edu/live/gt-devhub/about